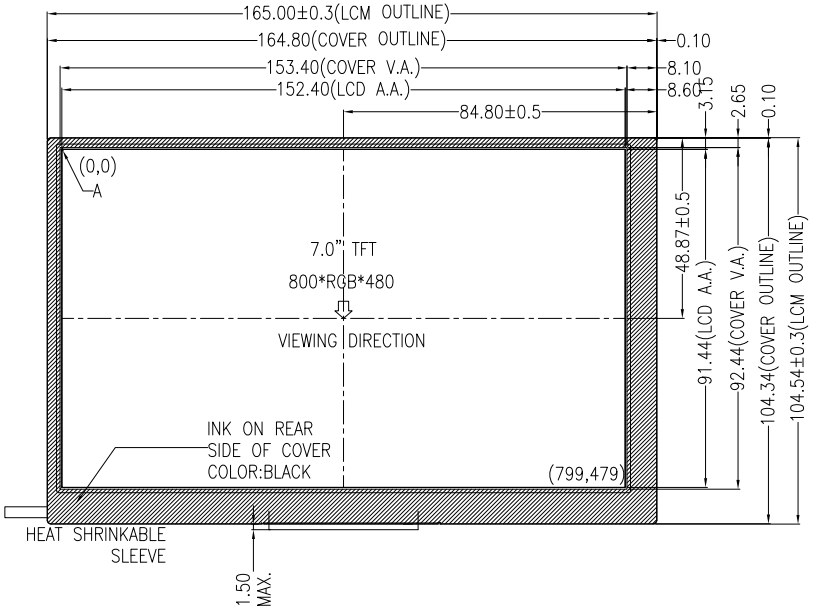

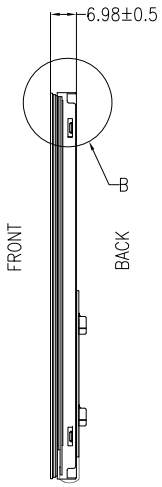

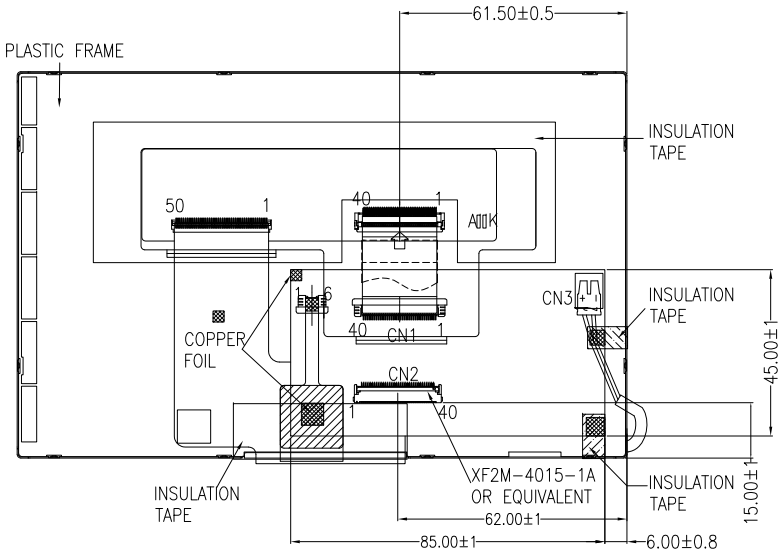

PIN ASSIGNMENT	
PIN	SYMBOL
1	DGND
2	DGND
3	VLED
4	NC
5	/RESET
6	RS
7	/CS
8	/WR
9	/RD
10	DB0
11	DB1
12	DB2
13	DB3
14	DB4
15	DB5
16	DB6
17	DB7
18	DB8
19	DB9
20	DB10
21	DB11
22	DB12
23	DB13
24	DB14
25	DB15
26	DB16
27	DB17
28	NC
29	DGND
30	SCL
31	SDA
32	NC
33	/RST
34	INT
35	VDD
36	VDD
37	VDD
38	DGND
39	DGND
40	DGND

NOTES FOR TFT:

1. DISPLAY TYPE: TFT, TRANSMISSIVE, NORMALLY WHITE
2. OPERATING VOLTAGE: VDD=3.3V (TYP.)
3. VIEWING DIRECTION: 12 O'CLOCK
4. CONTROLLER: SSD1963
5. DRIVER IC: EK79713B+EK73202
6. LED BACKLIGHT: WHITE LED, If=20mA, Vf=19.6V~23.8V
   BUILT-IN BACKLIGHT DRIVER: VLED=5V
7. TOP POLARIZER SURFACE TREATMENT: ANTI-GLARE

NOTES FOR CTP:

1. 7.0 INCH PROJECTIVE CAPACITIVE TOUCH PANEL
2. COVER GLASS + SENSOR GLASS + FPCA
3. OPERATING VOLTAGE: VCC=3.3V, IOVCC=3.3V
4. DRIVER IC: ST1633I
5. INTERFACE: IIC
6. RESOLUTION: 800*480
7. MULTI FINGER: UP TO 5
8. HARDNESS OF COVER SURFACE: 6H

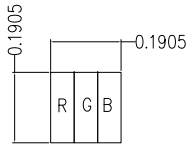

DETAIL A
(SCALE 100:1)

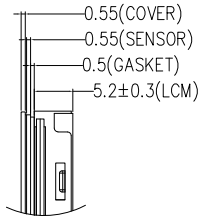

DETAIL B
(SCALE 2:1)

NOTES FOR OTHERS:

1. OPERATING TEMP: -20°C ~ 70°C
2. STORAGE TEMP: -30°C ~ 80°C
3. SURFACE LUMINANCE: 350 CD/M^2 (TYP.)
4. ONLY THE SINGLE LAYER AREA ON FPC IS BENDABLE AND
   THE MINIMUM BEND RADIUS IS 1.5MM
5. GENERAL TOLERANCE: ±0.3MM
6. ROHS COMPLIANT

VER.	REVISED DESCRIPTION	REVISER	DATE
01	FIRST ISSUE	TUFFY	2025.07.28

MULTI-INNO TECHNOLOGY CO., LTD.

DRAWN BY:	TUFFY		MODULE P/N: MI0700A2T-11CP-A-B
CHECKED BY:		SCALE : 1/1	
APPROVED BY:		UNIT: mm	DESCRIPTION: TFT + CTP MODULE
VERSION NO:	01	SHEET NO: 1/1	